

NK IBEX VOGUE FENCING PANELS, FIXED TO GATE LEAF FRAME WITH 25x5MM SLOTTED CLAMP BARS AND TEK SCREWS, COLOUR TO MATCH EXISTING FENCE

NK ADJUSTABLE TYPE 1A HINGES, WELDED TO GATE POSTS

LINTEL OVER GATE FOR CLOSER

CISA LOCK, LINKED TO ACCESS CONTROL SYSTEM

25x50x2.5 SHS SECTIONS TO FORM GATE LEAF INFILL SECTION

BECON LIGHT
60x100x5mm SHS TO FORM GATE FRAME

VEHICULAR ACCESS SLIDING GATE

SLIDING DIRECTION

SLIDING DIRECTION

PROPOSED GROUND LEVEL
+67.500

NK ADJUSTABLE TYPE 1A HINGES, WELDED TO GATE POSTS

80x80x3mm SHS TO FORM GATE POST, EMBEDDED 1000mm INTO GROUND INTO CONCRETE BASES 400x400x800mm DEEP

150x100x5mm SHS TO FORM GATE BOTTOM FRAME

SLIDING RAIL ALONG GATE OPENING TO MANUFACTURERS SPECIFICATION

NK IBEX VOGUE FENCING PANELS, FIXED TO GATE LEAF FRAME WITH 25x5MM SLOTTED CLAMP BARS AND TEK SCREWS, COLOUR TO MATCH EXISTING FENCE

50x50x2.5 SHS FRAMING TO FORM GATE LEAF

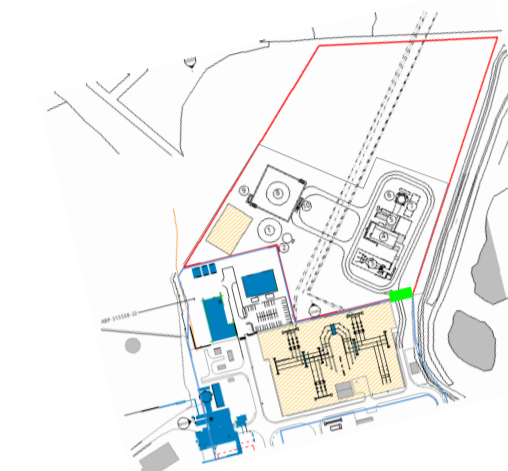
25x50x2.5 SHS SECTIONS TO FORM GATE LEAF INFILL SECTION

CONCRETE BASE TO ENGINEERS SPEC

1 PROPOSED ACCESS GATES PEDESTRIAN AND SLIDING VEHICULAR ACCESS TO WORKSHOP AND STORAGE FACILITIES
1:20

LOCATION HIGHLIGHTED IN GREEN HATCH

KEY



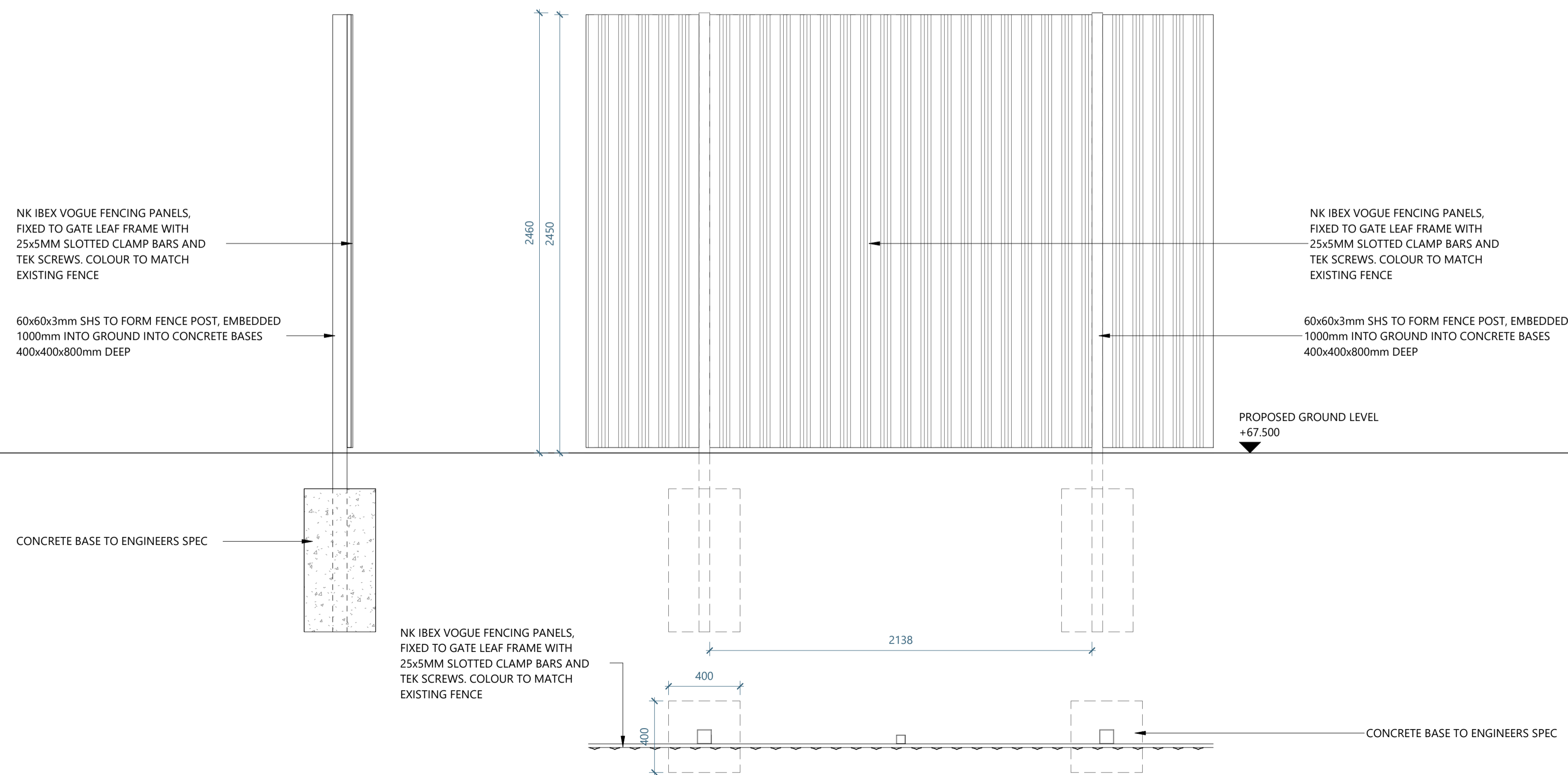
BUILDINGS HIGHLIGHTED IN BLUE
ABP Appeal Ref: 313538-22

LOCATION HIGHLIGHTED IN GREEN LINE

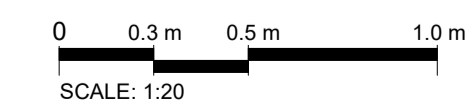
KEY



BUILDINGS HIGHLIGHTED IN BLUE
ABP Appeal Ref: 313538-22



2 PROPOSED FENCING DETAILS
1:20



DISCLAIMER:
TODD Architects confirm that recipients can only rely on approved controlled document formats in construction projects. Controlled document formats include original hard copy drawings issued by TODD Architects, or unprinted PDF/DWF images of drawings received from TODD Architects.
TODD Architects cannot ensure the accuracy of drawings, used in an uncontrolled document format which may be altered or misinterpreted as a result of human error on the part of the recipient, or as a result of the incompatibility of computer systems when opening or printing computer aided drawings. Uncontrolled document formats include: computer aided design files, printers which have been created by the recipient from non-controlled file formats, photocopies of original hard copy drawings from TODD Architects, draft drawings supplied by TODD Architects for information purposes only.
TODD Architects accept no responsibility for any loss or damage arising as a result of reliance by the recipient or any third party on uncontrolled document formats, reliance upon which will be entirely at the risk of the recipient.
Contractors are responsible for the verification of all dimensions on site and the architect is to be informed of any discrepancy.
Do not scale from this drawing.
Use figured dimensions only.

Rev:	Date:	Description:	Drawn by:	Chkd by:
Client: EP ENERGY DEVELOPMENTS Ltd.				
Project Name: TYNAGH NORTH OCGT				
Drawing Title: PROPOSED ACCESS GATES & FENCING DETAILS				
TODD Architects 2nd Floor Titanic House, 6 Queens Road, Belfast, BT3 9DT T: +44 (0) 28 9024 5587 E: info@toddarch.co.uk				
Date:	12/11/21	Drawn by:	Author	Chkd by:
Project No:	21024	Status:	Planning Application	Page:
Drawing Number:	TYN-TOD-ZZ-ZZ-DR-A-8004			A1
© TODD Architects Ltd. All rights reserved.				